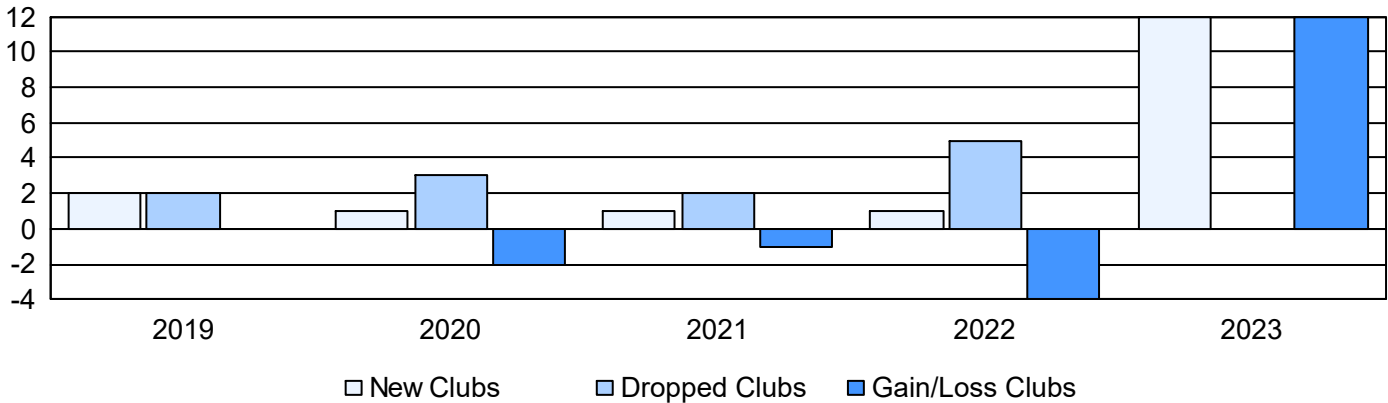
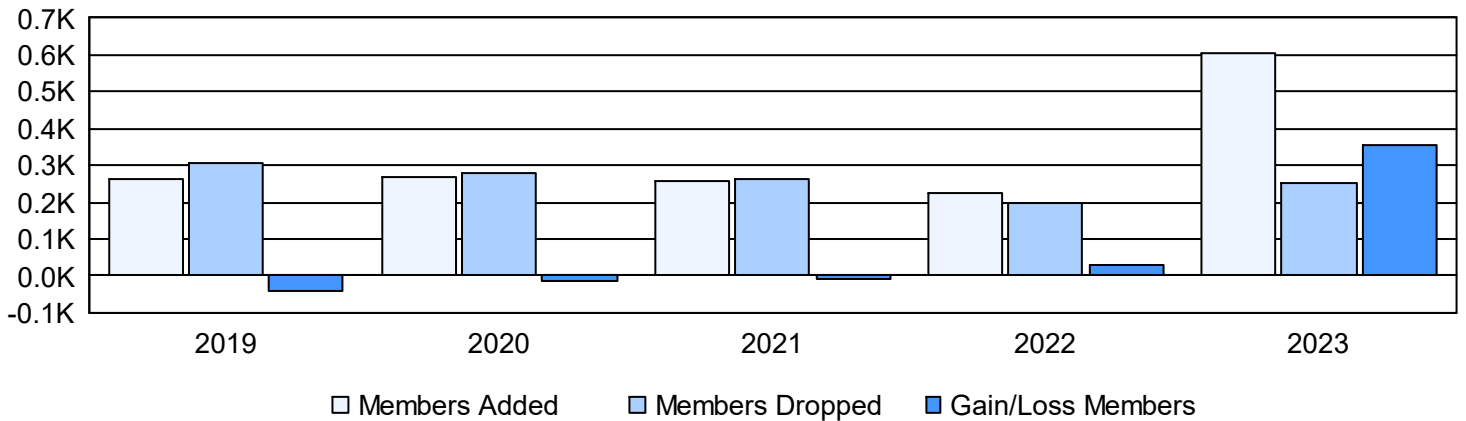


Year	New Clubs	Dropped Clubs	Gain/ Loss Clubs	New Members	Charter Members	Reinstate Members	Transfer Members	Total Member Added	Total Members Dropped	Gain/ Loss Members
2018-2019	2	2	0	182	52	7	24	265	307	-42
2019-2020	1	3	-2	206	25	13	23	267	280	-13
2020-2021	1	2	-1	194	26	12	23	255	263	-8
2021-2022	1	5	-4	171	24	15	17	227	195	32
2022-2023	12	0	12	277	307	7	15	606	253	353
Average	3	2	1	206	87	11	20	324	260	64

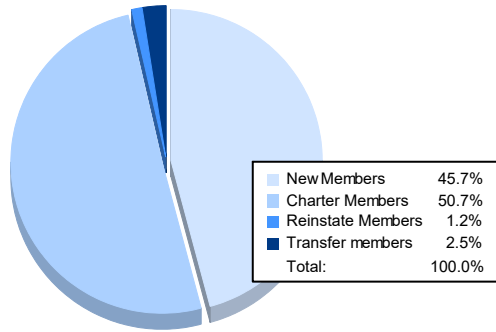
Clubs



Members



Membership Composition June 2023 Cumulative



Gender Composition June 2023 Cumulative

